

# **ALL INDIA SURVEY ON HIGHER EDUCATION**

**DATA CAPTURE FORMAT - II  
COLLEGES / INSTITUTIONS  
AFFILIATED/ RECOGNISED BY THE UNIVERSITY**

**YEAR: 2014 - 2015**

**As on 30th September 2014**



सत्यमेव जयते

**Ministry of Human Resource Development  
Department of Higher Education  
New Delhi**

## BLOCK 2A: BASIC INFORMATION

[Help](#)

1. \*Name of the College / Institution.

Govt. Girls Polytechnic Bilaspur

Update Pre-filled Data

2. (i) \*Postal Address Line 1:

GEC CAMPUS,RATANPUR ROAD

(ii) Postal Address Line 2:

KONI BILASPUR

(iii) City:

BILASPUR

(iv) \*State:

Chhatisgarh

(v) \*District:

Bilaspur

(vi) \*Pin Code:

4 9 5 0 0 9

(vii) Web site:

www.cg.nic.in/bilaspur/ggpbsp3/

(viii) Total Area [In acre]:

17.15

(ix) Total Constructed area [In sq m]:

12,866

3. Year of Establishment

2008

4. College Contact Details

A. (i) \*Name of Principal:

Dr S K SINGHAI

(ii) \*Contact No:

0 7 7 5 2 2 6 0 2 2 2

(iii) E-mail id:

ersanjaysinghai@gmail.com

B. (i) \*Name of College Nodal Officer for AISHE:

KAVERI MUKHERJEE

(ii) \*Designation:

CONTRACT LECTURER IN ET&T

(iii) \*Telephone No:   
(with STD code)

(iv) Mobile:

(v) \*E-mail id:

5. (i) \*Name of University to which Affiliated:

(ii) Name of other Universities to which Affiliated:

(iii) \*The Statutory body through which recognized:  In case of Others, please specify

6. Year of Affiliation with University:

7. \*Location of the College/ Institution :  Rural  Urban

8. Geographical referencing: Latitude (in degree)  Longitude (in degree)   
[Values must contain minimum of 5 digits after the decimal point ] [Range: 6 - 38] [Range: 68 - 98] [Help](#)

9. \*Type of College/ Institution:

10. \*Whether College is Autonomous :  Yes  No

11. \*Management of College/ Institution:

12. \*(i) Is it a Specialized College/ Institution :  Yes  No

(ii) If Yes, then select any one:  In case of Others, please specify

(iii) Whether the college is running only diploma level course(s) :  Yes  No

(iv) If Yes, then select any one type:

13. \*Is it Evening College/Institution:  Yes  No

14. \*Whether the College/Institution is exclusively meant for girls:  Yes  No

15. (i) \*Staff Quarter Available  Yes  No

ii) If Yes,

Category	Number
Teaching Staff	
Non Teaching Staff	
Total	

16. (i) \*Does the College / Institute has Student Hostel  Yes  No

(ii) If Yes, Number of Hostel

0

Sl.NO.	Name of Hostel	Hostel Type	Intake Capacity	No. of Students Residing
1				





### BLOCK 2B: DETAILS OF PROGRAMMES OFFERED BY THE COLLEGE

[Help](#)

1. List of Faculty & Departments

1   Faculty Name

\* The field is disabled, no entry is required

Sl.no.	Name of the Departments
 1	Electronics&Telecommunication
 2	Information Technology
  3	Computer Science

2. Regular Program Details [All programmes in which students are enrolled in the Institution are to be listed]



Contract Teacher	No entry is required	CAS	Total	4	2	0	0	0	0	0	0	0	4	2		
			PWD (out of Total)	0	0	0	0	0	0	0	0	0	0	0	0	
			Muslim Minority (out of Total)	0	0	0	0	0	0	0	0	0	0	0	0	
			Other Minority (out of Total)	0	0	0	0	0	0	0	0	0	0	0	0	

Faculty

Department

Electronics&amp;Telecommunication

Designation	Grade Pay	Selection Mode	Type	Number of Teachers in Position										Remarks		
				General Category		Scheduled Caste(SC)		Scheduled Tribe(ST)		Other Backward Classes(OBC)		Total				
				Total	Female	Total	Female	Total	Female	Total	Female	Total	Female			
Contract Teacher	No entry is required	CAS	Total	2	1	0	0	0	0	0	0	0	0	2	1	
			PWD (out of Total)	0	0	0	0	0	0	0	0	0	0	0	0	
			Muslim Minority (out of Total)	0	0	0	0	0	0	0	0	0	0	0	0	
			Other Minority (out of Total)	0	0	0	0	0	0	0	0	0	0	0	0	

Faculty

Department

Information Technology

Designation	Grade Pay	Selection Mode	Type	Number of Teachers in Position										Remarks
				General Category		Scheduled Caste(SC)		Scheduled Tribe(ST)		Other Backward Classes(OBC)		Total		
				Total	Female	Total	Female	Total	Female	Total	Female	Total	Female	













Diploma	Diploma-Diploma	Electronics Engineering	electronics & telecommunication	General	3	Total	3	3	13	13	5	5	16	16	37	37
						PWD (out of Total)	0	0	0	0	0	0	0	0	0	0
						Muslim Minority (out of Total)	0	0	0	0	0	0	0	0	0	
						Other Minority (out of Total)	0	0	0	0	0	0	0	0	0	

### Foreign Students Enrollment

Whether Foreign Students are enrolled in the College  Yes  No

Out of the total student enrollment, number of foreign students

Country	Level	Programme	Broad Discipline Group Name	Discipline / Subject	Number of Students Enrolled	
					Total	Girls

### BLOCK 2E: EXAMINATION RESULTS

[Help](#)

(Number of Students passed / awarded degree in the year 2014)

### Regular Mode

Level	Programme	Broad Discipline Group Name	Discipline / Subject	Total Number of Students Appeared in Final Year		Total Number of Students Passed / Awarded Degree		Out of Total, Number of Students Passed with 60% or above	
				Total	Girls	Total	Girls	Total	Girls
Diploma	Diploma-Diploma	Computer Engineering	computer science	50	50	17	17	17	17
Diploma	Diploma-Diploma	Information Technology	information technology	51	51	17	17	17	17
Diploma	Diploma-Diploma	Electronics Engineering	electronics & telecommunication	54	54	23	23	23	23

### BLOCK 2F: FINANCIAL INFORMATION

[Help](#)

(During Financial year 2014 - 2015)

INCOME			
S. No.	Items	Amount converted in thousands	Amount in absolute Rupees
1	Grants Received from		
(i)	University Grants Commission	0	0
(ii)	Distance Education Council	0	0
(iii)	Other Central Government Departments	0	0
2	Grants Received from State Government	13,105	13,105,000
3	Grants Received from University	0	0
4	Grants Received from Local Bodies	0	0
5	Donations	0	0
6	Tuition Fee	845	845,000
7	Other Fees	173.14	173,140
8	Interests	136.171	136,171
9	Sale of Application Form	0	0
10	Other Income	7.9	7,900
11	Total	14,267.211	14,267,211

EXPENDITURE			
S. No.	Items	Amount converted in thousands in thousands	Amount in absolute Rupees
1	Salary, Allowances & Retirement Benefits	5,262.497	5,262,497
2	Buildings (Construction and Maintenance)	0	0
3	Library & Laboratory	0	0
4	Research Activities	0	0
5	Scholarships	0	0
6	Other Expenses	247.284	247,284
7	Total	5,509.781	5,509,781

### BLOCK 2G: INFRASTRUCTURE RELATED DATA

Please tick mark in the box(es) against the infrastructure and enter the number wherever applicable, which is (are) available in the College / Institution.

[Help](#)

Note:

NKN = National Knowledge Network

NMEICT = National Mission on Education through Information & Communication Technology

1.	Playground	<input checked="" type="checkbox"/>	1
2.	Auditorium	<input type="checkbox"/>	
3.	Theatre	<input type="checkbox"/>	
4.	Library	<input checked="" type="checkbox"/>	1

15.	Solar Power Generation	<input type="checkbox"/>
16.	Connectivity NKN	<input type="checkbox"/>
17.	Connectivity NMEICT	<input type="checkbox"/>
18.	Campus is differently abled friendly	<input checked="" type="checkbox"/>

(a)	Number of books		4,693
(b)	Number of Journals (Peer reviewed) subscribed		6
5.	Laboratory	<input checked="" type="checkbox"/>	1
6.	Conference Hall	<input type="checkbox"/>	
7.	Health Center	<input checked="" type="checkbox"/>	1
8.	Gymnasium/ Fitness Center	<input type="checkbox"/>	
9.	Indoor Stadium	<input type="checkbox"/>	
10.	Common Room	<input checked="" type="checkbox"/>	1
11.	Computer Center	<input checked="" type="checkbox"/>	1
12.	Cafeteria	<input type="checkbox"/>	
13.	Guest House	<input type="checkbox"/>	
14.	Separate Common Room exclusively for Girls	<input checked="" type="checkbox"/>	1

19.	Grievance Redressal Mechanism	<input checked="" type="checkbox"/>
20.	Vigilance Cell	<input checked="" type="checkbox"/>
21.	Equal Opportunity Cell	<input checked="" type="checkbox"/>

## BLOCK 2H: SCHOLARSHIPS, LOANS & ACCREDITATION

[Help](#)

### 1. SCHOLARSHIPS & FELLOWSHIPS

A. Whether College / Institution maintains scholarships data:  Yes  No

Category	Number of Students Receiving Government Scholarships										Remarks
	General Category		Scheduled Caste(SC)		Scheduled Tribe(ST)		Other Backward Classes(OBC)		Total		
	Total	Female	Total	Female	Total	Female	Total	Female	Total	Female	
Total	15	15	64	64	39	39	148	148	266	266	
PWD (out of Total)	0	0	0	0	0	0	0	0	0	0	
Muslim Minority (out of Total)	0	0	0	0	0	0	0	0	0	0	
Other Minority (out of Total)	0	0	0	0	0	0	0	0	0	0	

B. Whether University / Institution maintains fellowship data:  Yes  No

Category	Number of Students Receiving Government Fellowships										Remarks	
	General Category		Scheduled Caste(SC)		Scheduled Tribe(ST)		Other Backward Classes(OBC)		Total			
	Total	Female	Total	Female	Total	Female	Total	Female	Total	Female		
Total												
PWD (out of Total)												
Muslim Minority (out of Total)												
Other Minority (out of Total)												

## 2. EDUCATION LOANS

Whether College / Institution maintains education loans data:  Yes  No

Category	Number of Students Availing Education Loans										Remarks	
	General Category		Scheduled Caste(SC)		Scheduled Tribe(ST)		Other Backward Classes(OBC)		Total			
	Total	Female	Total	Female	Total	Female	Total	Female	Total	Female		
Total												
PWD (out of Total)												
Muslim Minority (out of Total)												
Other Minority (out of Total)												

## 3. ACCREDITATION

Whether Institution accredited:  Yes  No

Accreditation Body	Name	Is Score Provided	Maximum Score	Score



--	--	--	--	--

## BLOCK 2I: REMARKS

Check Form

Modify

Save

**Note:** After filling the complete form, please click on "Check Form" button. Form can be uploaded on the portal only when the message "Check Form Passed" appears on the screen.

### Upload Procedure:

1. Login into AISHE web application (<http://aishe.gov.in/>) with your User ID and Password.
2. Select "Form Management" from left side menu and go to "Upload DCF" tab.
3. Browse the completed form and click the "Upload DCF" button.
4. Message "Form Uploaded Successfully" will be displayed on the screen.